

# Children's worksheets

## Information for children's group leaders

These sheets are intended for you to use with children (aged approximately 7 to 11) in your church during Christian Aid Week. The sheets follow the same themes as the adult worship material and are intended to complement the all-age talk. Feel free to print or photocopy the children's sheets (pages 2-4) as required (please be green – use both sides of the paper and only print what you need!).

### The sheets can be used:

- for children to complete during a church service, perhaps during an adult sermon
- in children's groups
- for children to take away and complete at home.

### To use the sheets you will need:

- a copy of each sheet for every child
- pencils to complete the quizzes
- glue, sticky tape, pens, scissors, card etc to make/decorate photo frames and/or money boxes.

## If the sheets are being used as part of a longer children's group session, use the following to explore the themes further:

- Read a child-friendly version of Pentecost from Acts 2:1-12. Ask the children how they think the disciples must have felt. Point out that before this the disciples had been hidden away together in a room. What happened to them? Can we ever feel the same as the disciples? What kinds of things might God want us to talk to people about?
- In how many languages can the children say 'hello'?
- Find out more about Fatimata and Musah in the adult worship material, available on the Christian Aid Week 08 *Empowering People* DVD-rom.
- Discover more about Ghana (search 'Ghana' at [www.globalgang.org](http://www.globalgang.org)).
- Play some communication-related games, such as:
  - Chinese Whispers (to show the importance of being able to communicate clearly with each other).
  - Silent art – have a list of items related to Pentecost/school/Christian Aid Week and ask a volunteer to draw something from the list without speaking. Others have to guess what's being drawn. This game works well as a team relay if you have enough children.
- Have a Pentecost treasure hunt by writing key aspects of the story on pieces of paper and hiding them. Ask children to find them and put them in the right order.
- Give each child a flame-shaped red, orange or yellow piece of paper and ask them to write or draw a prayer related to what they have learnt today. The prayer could be for Fatimata and Musah, for the work of SEND and Christian Aid, or for their own school. Use the prayer flames to create a poster to display in church.
- Raise some money for Christian Aid using the money box templates. Alternatively, you could make and sell more photo frames or other craft items, have a cake sale, or organise a sponsored event for your group.
- Ask for a slot in the main church service to tell the congregation what your group has been doing.

## Other resources that may help you:

- The Christian Aid Week 08 *Empowering People* DVD-rom contains images, video clips, more information about Christian Aid's work and further worship material.
- Global Gang is our website for children, packed with games, quizzes and stories from all around the world. See [www.globalgang.org](http://www.globalgang.org)
- Visit [www.christianaid.org.uk/learn](http://www.christianaid.org.uk/learn) for other Christian Aid Week children's activity ideas.



Christian Aid/Olivia Arthur

Name .....

What do you think about school? Fill in this face to show how you feel about it.

What's your school called?

What's the best thing about it?

What things couldn't you do if you couldn't read or write?

What's the worst thing about it?

This is Fatimata and her brother Musah. Fatimata is 11 years old and Musah is 13. They live in Ghana, a beautiful country in west Africa.

But Ghana is a poor country and there aren't enough schools for everybody. Fatimata and Musah couldn't go to school until an organisation in Ghana called SEND helped their village to ask the government to set up a school. SEND receives help from a charity called Christian Aid.

Now Fatimata and Musah can go to school.

Christian Aid/Olivia Arthur



*'I really want to go to school,' says Fatimata*

*'The thing that would make me happiest is if every child in Ghana could go to school,' says Musah*

It's not always easy to know what we can do when we see something going on in the world that doesn't seem fair. At Pentecost, God sent the Holy Spirit to the disciples to help them and give them courage to tell people about Jesus. We can ask God to help us to say when something isn't fair and try to change it.

*'Going to school is good because it means I will be able to get a job and buy things for my family,' explains Fatimata*

## ? What could you do to help Musah's dream come true?

### Why don't you:

- make a photo frame and put the picture of Fatimata and Musah in it (make sure you have finished any activities on the other side before you cut out the photo!). You could hang it up to remind you to pray for them and for charities like Christian Aid. Or you could show it to others and tell them about what you have learnt
- raise some money so that Christian Aid can help more people like Fatimata and Musah. Talk to your group leader about what you could do
- find out more about children around the world at [www.globalgang.org](http://www.globalgang.org)
















# Brain teasers


## Musah in a muddle

Help Musah find his way to school as quickly as possible.

### Crack the code


















Use the pictures above each letter to decipher the code below and work out who God sent to help the disciples on the day of Pentecost.














 <b>A</b>	 <b>B</b>	 <b>C</b>	 <b>D</b>
 <b>E</b>	 <b>F</b>	 <b>G</b>	 <b>H</b>
 <b>I</b>	 <b>J</b>	 <b>K</b>	 <b>L</b>
 <b>M</b>	 <b>N</b>	 <b>O</b>	 <b>P</b>
 <b>Q</b>	 <b>R</b>	 <b>S</b>	 <b>T</b>
 <b>U</b>	 <b>V</b>	 <b>W</b>	 <b>X</b>
 <b>Y</b>	 <b>Z</b>		












### Picture this

Cut out the squares below and use them to fill in the grid so that each picture appears once in each row and column.

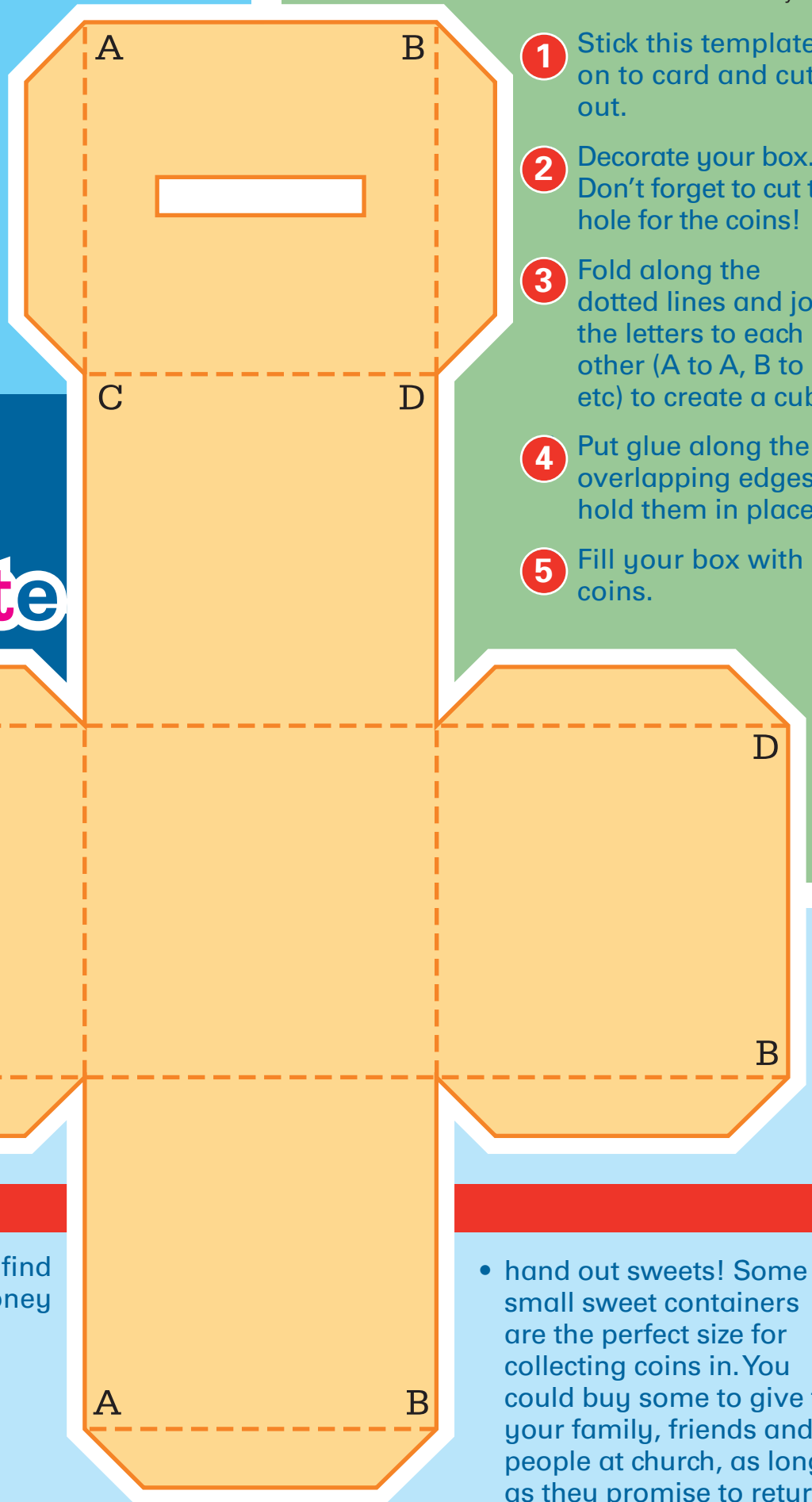
					
					
					



Why don't you help people like Fatimata and Musah by making a few of these money boxes and giving them to family and friends to fill with loose change? When they are full, return them to your group leader or Christian Aid Week organiser.

# Money box template



- 1 Stick this template on to card and cut it out.
- 2 Decorate your box. Don't forget to cut the hole for the coins!
- 3 Fold along the dotted lines and join the letters to each other (A to A, B to B, etc) to create a cube.
- 4 Put glue along the overlapping edges to hold them in place.
- 5 Fill your box with coins.

## Why not:

- have a competition to find the best-decorated money box

- hand out sweets! Some small sweet containers are the perfect size for collecting coins in. You could buy some to give to your family, friends and people at church, as long as they promise to return the container to you filled with coins when they've eaten the sweets.